

WINGX

*Actionable
Business
Intelligence*

Global Business Aviation Brief

April 22nd 2020

Latest view: Global, Business, Cargo and Scheduled (*)

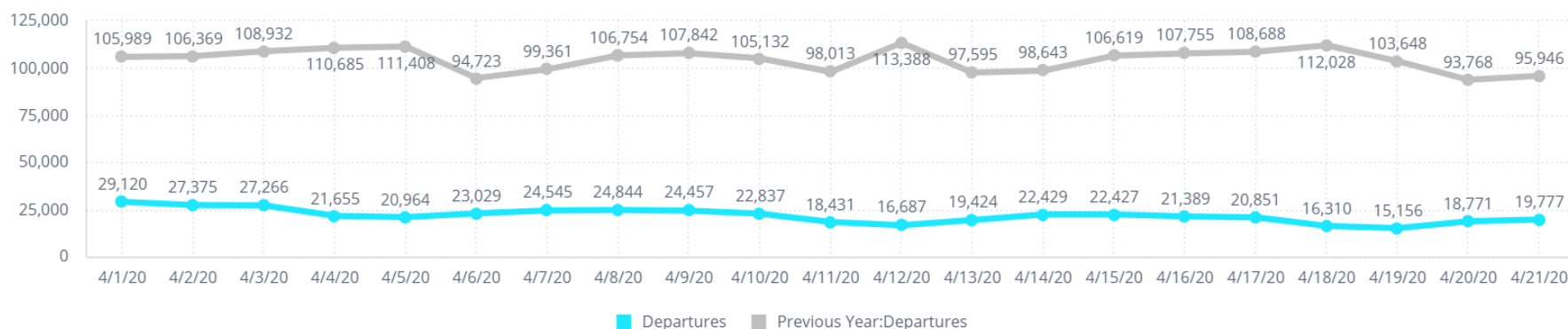
Including scheduled/commercial, global flight activity is down by 79% so far in April 2020.

Note, % comparison with same dates in 2019, April 1-21st

WINGX GLOBAL MARKET TRACKER



Departures by Date



Market Segment	Departures	MTD: Departures	Trend: Departures (Daily)	Departures (Daily)
Scheduled Operation	298,273	-82.9%		
Business Aviation	79,643	-71.2%		
Cargo	44,278	-19.5%		
Other	35,550	-68.8%		

*see Definitions page

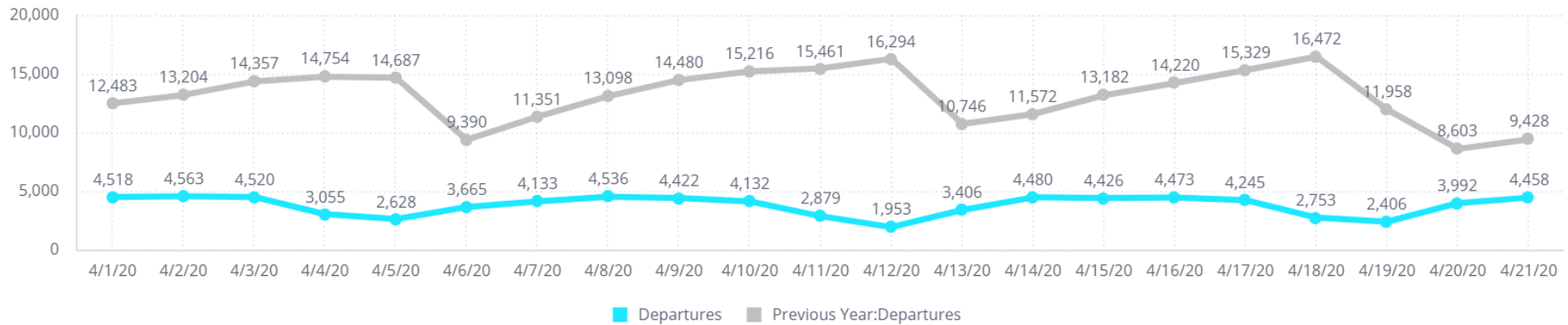
Latest view: Global, Business Aviation (FW)

Business aviation activity (departures and flight hours, props, jets) is down by 71% worldwide in April so far.

WINGX GLOBAL MARKET TRACKER



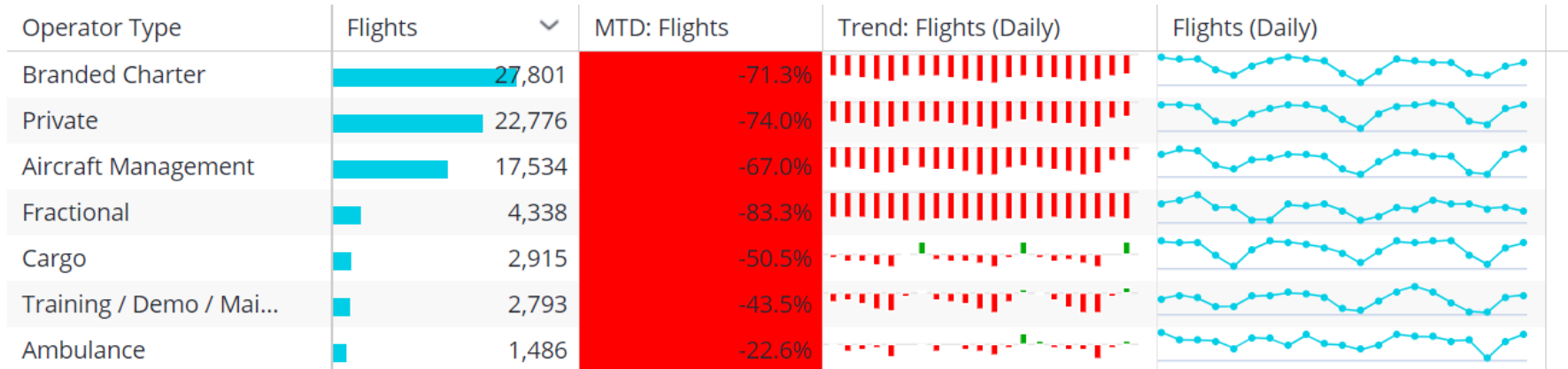
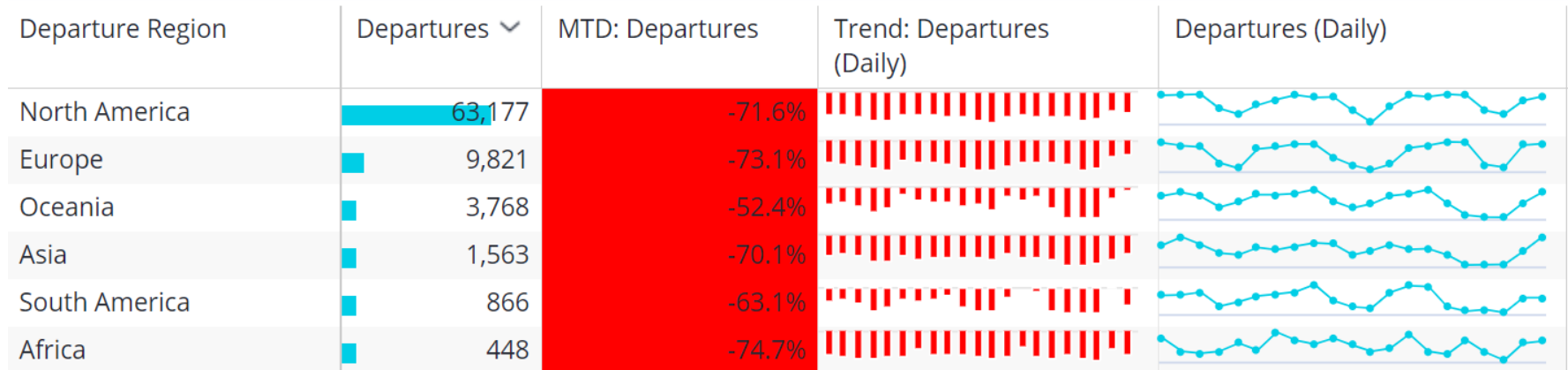
Departures by Date



*Business Aviation coverage includes jets, props, in terms of April-20 MTD

Latest view: Global, Business Aviation (FW)

Oceania (ANZ) seems to be more resilient. South America less affected but deteriorating. Aircraft Management seems to be slightly more resilient. Fractional flying heavily affected.



*Business Aviation coverage includes jets, props, in terms of April-20 MTD

Latest view: Global business aviation, Aircraft Segments – Branded Charter only

VLJs and Props more resilient. Large cabin charters well down.


Aircraft Segment	Departures	Flight Hours	Growth:Flights	Growth: Hours
Turboprop	13,904	14,834	-56.2%	-55.6%
Light Jet	4,055	6,036	-75.1%	-72.1%
Super Midsize Jet	2,255	4,432	-74.3%	-72.2%
Heavy Jet	2,135	4,559	-84.0%	-81.7%
Super Light Jet	1,932	3,167	-77.1%	-73.0%
Midsized Jet	1,595	2,919	-81.0%	-77.2%
Ultra Long Range Jet	864	2,544	-82.8%	-80.3%
Very Light Jet	782	1,049	-76.6%	-73.5%
Entry Level Jet	251	290	-77.5%	-78.5%
Airliner/Bizliner(Jet)	28	105	-93.9%	-93.6%
Grand Total	27,801	39,936	-71.3%	-71.5%

*Business Aviation coverage includes jets, props, in terms of April-20 MTD

Latest view: Global business aviation, Aircraft Segments – Types

PC12 and Caravan have most activity. Busiest Jet is Excel/XLS. Busiest heavy jet is Challenger 600, 531 sectors.

MTD Trends by Aircraft Type

AircraftType	Departures 	MTD: Departures	Active Aircraft
Pilatus PC-12	4,458	-47.8%	240
Cessna 208 Caravan	3,798	-46.0%	130
King Air 200	2,384	-58.2%	207
King Air 350	1,409	-71.0%	110
Cessna-Citation Excel / XLS	1,245	-78.4%	163
Cessna-Citation X / 10	1,028	-52.0%	76
Hawker Beechjet 400/400A /Nextant	774	-77.5%	102
Learjet 35/36	744	-50.4%	67
King Air 90	701	-68.2%	94
Bombardier-Challenger 300 / 350	651	-80.4%	116
Hawker-Hawker 700/750/800/850/900	599	-82.5%	127
Cessna-560 Encore / 5 / Ultra	550	-76.7%	75
Bombardier-Challenger 600/601/604...	531	-84.6%	125
Embraer-Legacy 600 / 650	437	-80.9%	68
Learjet 45	432	-78.1%	61
Grand Total	27,801	-71.3%	3,327

*Business Aviation coverage includes jets, props, in terms of April-20 MTD

Latest view: Global business aviation, Aircraft Segments – Charter/Connections

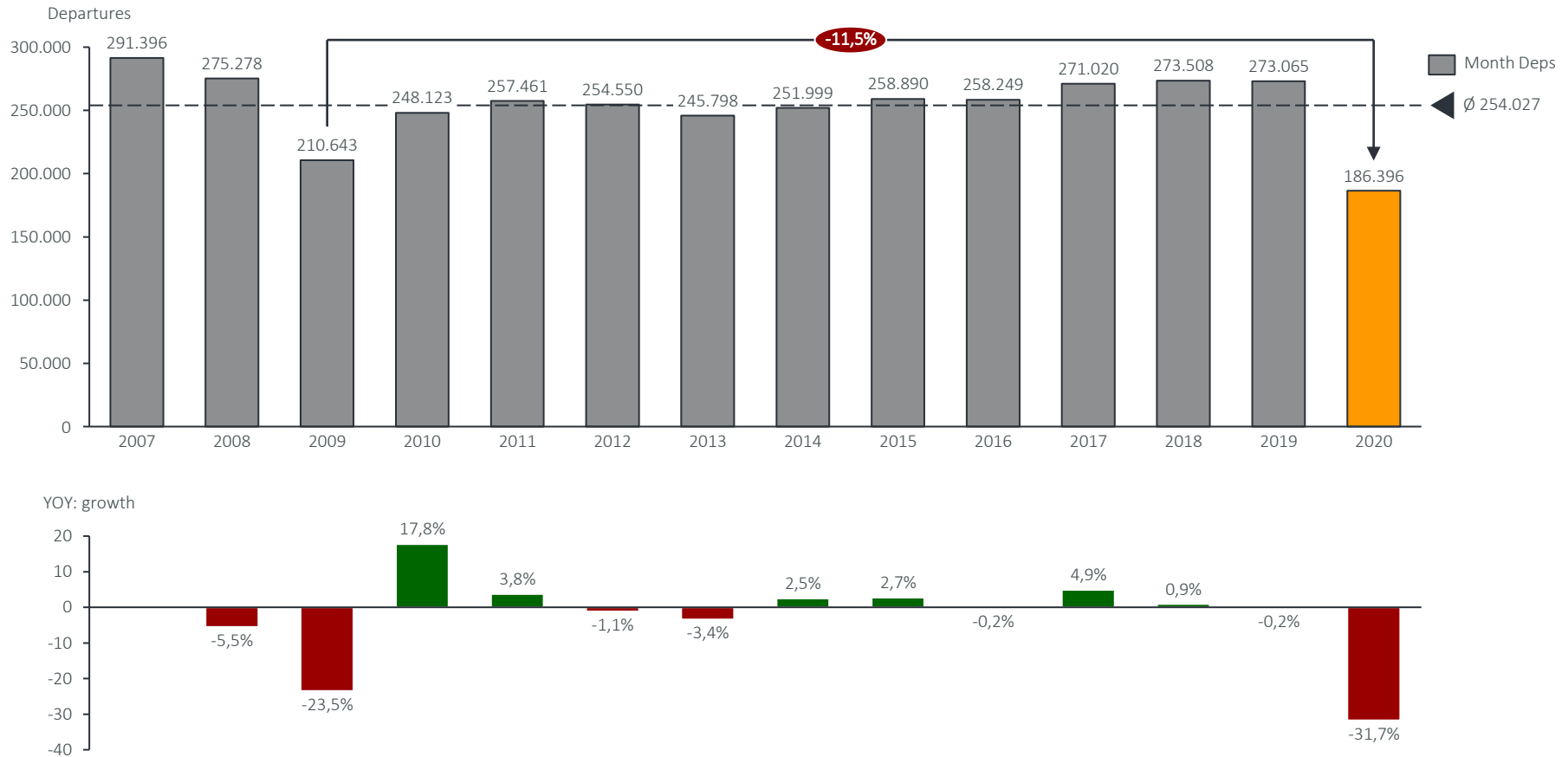
Top routes are domestic. Intra Canada, Australia, Sweden, China relatively resilient

Country Flow	Departures	MTD: Departures
United States-->United States	18,655	-69.4%
Canada-->Canada	2,617	-48.3%
United Kingdom-->United Kingdom	427	-72.2%
Germany-->Germany	265	-69.0%
Australia-->Australia	248	-42.3%
United States-->Canada	237	-76.0%
Canada-->United States	229	-78.4%
France-->France	218	-83.8%
Italy-->Italy	206	-61.7%
Spain-->Spain	154	-65.2%
Mexico-->Mexico	147	-87.5%
New Zealand-->New Zealand	142	-81.7%
Sweden-->Sweden	118	-26.7%
Russia-->Russia	102	-62.1%
China-->China	93	-30.1%
Grand Total	27,801	-71.3%

*Business Aviation coverage includes jets, props, in terms of April-20 MTD

Long view: March 2020 vs previous March months. **North America & Europe**

March-20 was 12% less busy than post Financial Crisis trough back in March-09



*Business Aviation coverage includes jets, props, pistons, in terms of departure flights for calendar month

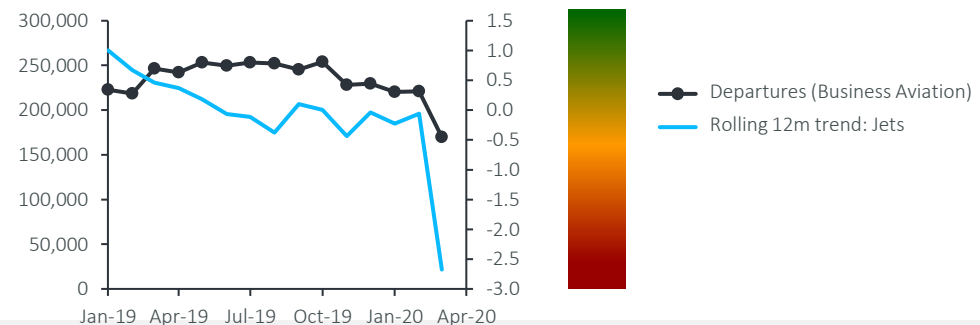
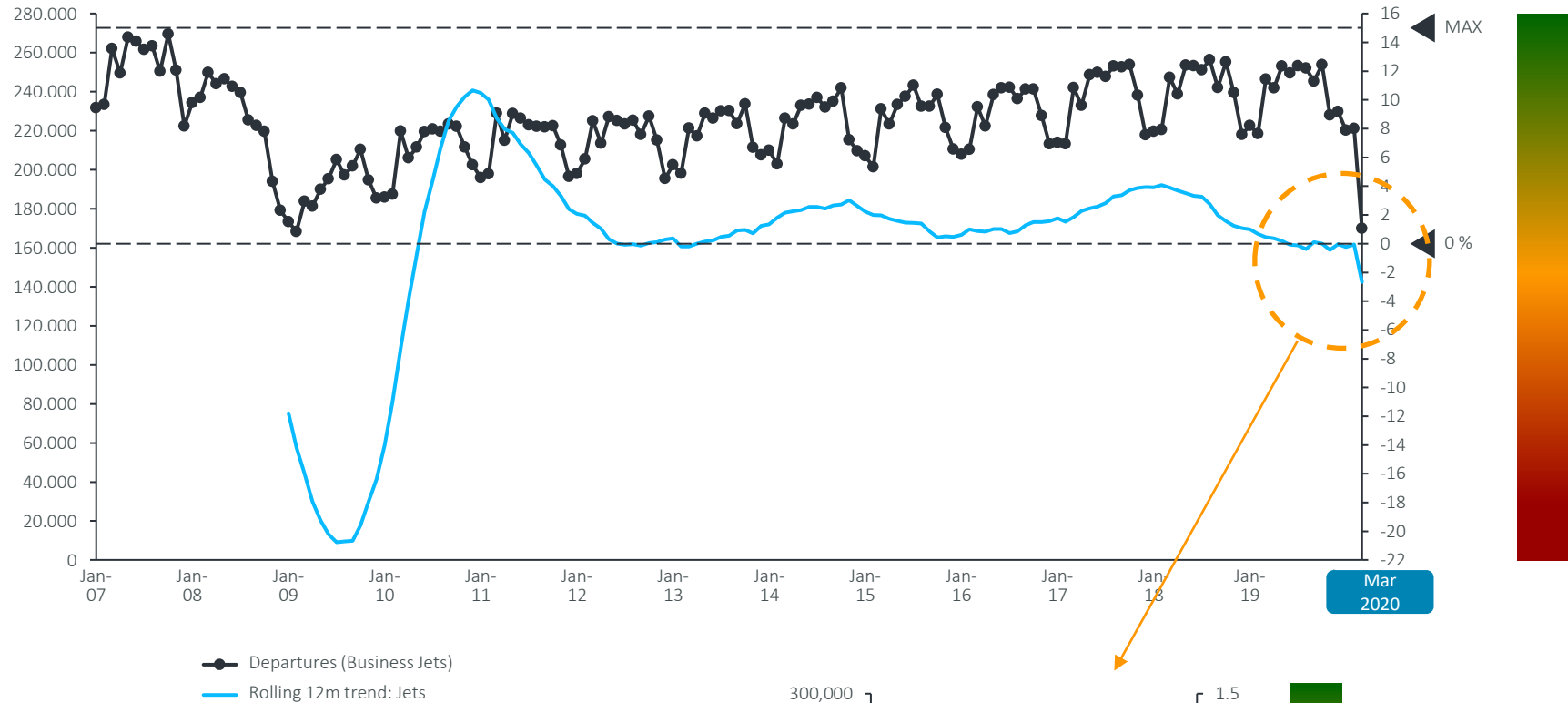
Long view: Last 12 Month Rolling Trend in North America and Europe

March had lowest recorded number of monthly flights on record for top 2 markets. Last 12 Month trending down to -3% as of March 2020.



Rolling 12 months Trend [in%]

Departures per month



*Business Aviation coverage here does not include Bizliners

DEFINITIONS

- WINGX collect, process and analyse all fixed wing aircraft activity globally on a daily basis. These flights are categorised into Scheduled (airlines), Cargo (specific cargo carriers), Business Aviation (business aviation aircraft), and Other (all other activity).
- WINGX primary sources for flight activity coverage are ATC and ADSB.
- All data analysis is carried out by WINGX Advance through our proprietary platform.
- **Regarding Business Aviation:**
- Our analysis covers all single and multi engine business aviation aircraft categories: Jets, Turboprops and Pistons, equating to more than 200 aircraft types. Standard-type bizliners are also included.
- Business aviation coverage of business jet types used by commercial airlines includes Embraer Legacy (ERJ135) Bombardier 850 (CRJ200), A318 Elite, BBJ3 business aviation flights.
- Jet aircraft activity is segmented by cabin/range capability: Airline Jet (Bizliner), Ultra Long Range, Heavy Jet, Super Mid-size Jet, Mid-size Jet, Super Light Jet, Light Jet, Entry Level Jet, Very Light Jet.
- Aircraft activity is measured by number of flight departures and the related number of flight hours.
- WINGX categorises mission type in several different ways: commercial and non-commercial flight plans; call-sign and other flights; flights conducted by operators designated through own research as either Branded Charter, Aircraft Management, Fractional or Private flight department.
- The analysis is shown for the preceding calendar month; it is compared to the previous year same month (YOY or Year on Year), and to the current total activity for the year (YTD or Year to Date), and to the last 12 month trend (L12M)

WINGX ADVANCE GMBH

KIEBITZHOF 6 | BUILDING G | 22089 HAMBURG | GERMANY

PHONE +49-40-32 84 69 78

E-MAIL OFFICE@WINGX-ADVANCE.COM

FOLLOW US ON TWITTER [@WINGXBIZAV](https://twitter.com/WINGXBIZAV)

WWW.WINGX-ADVANCE.COM

