

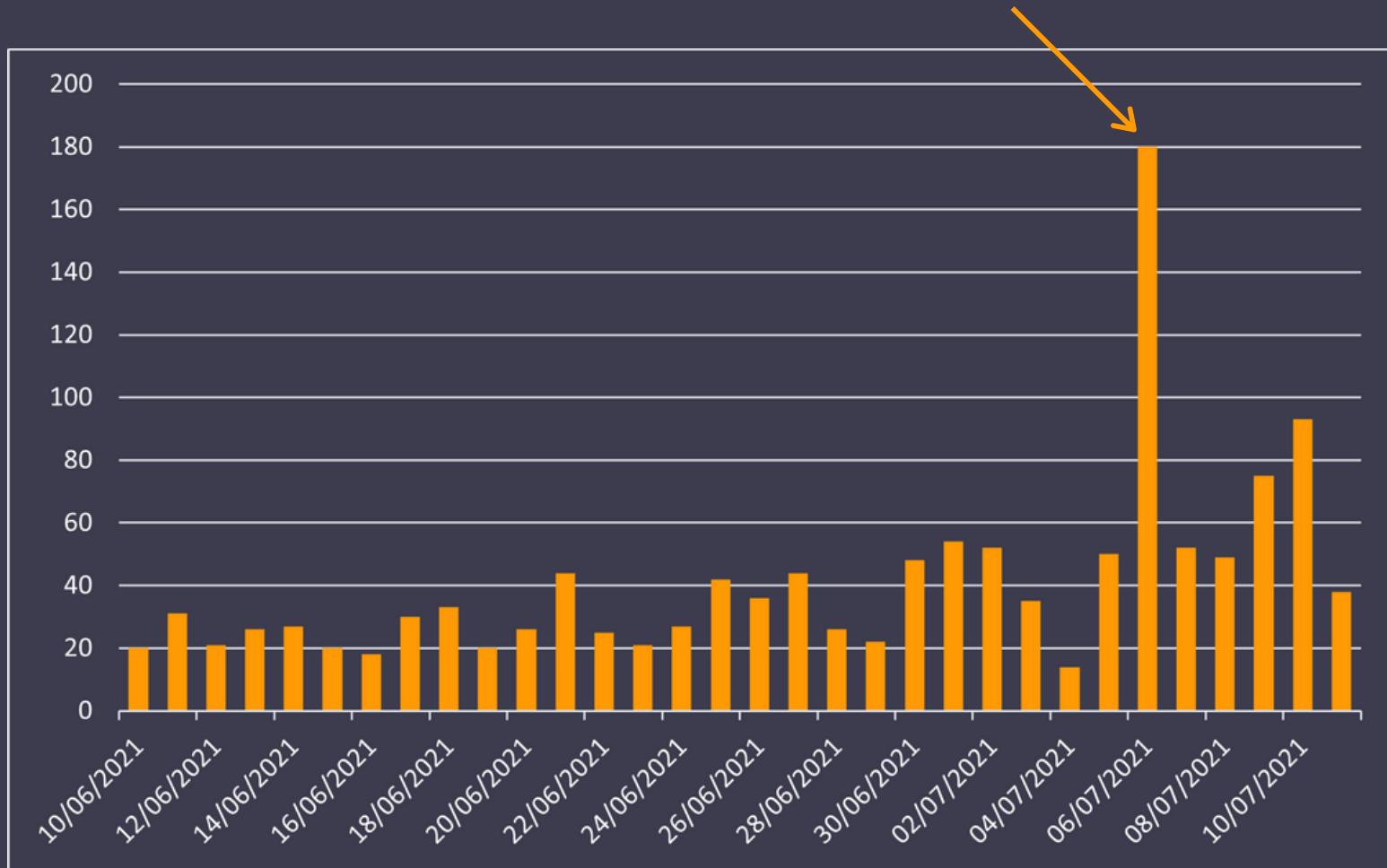


2021 Allen & Company Sun Valley Conference

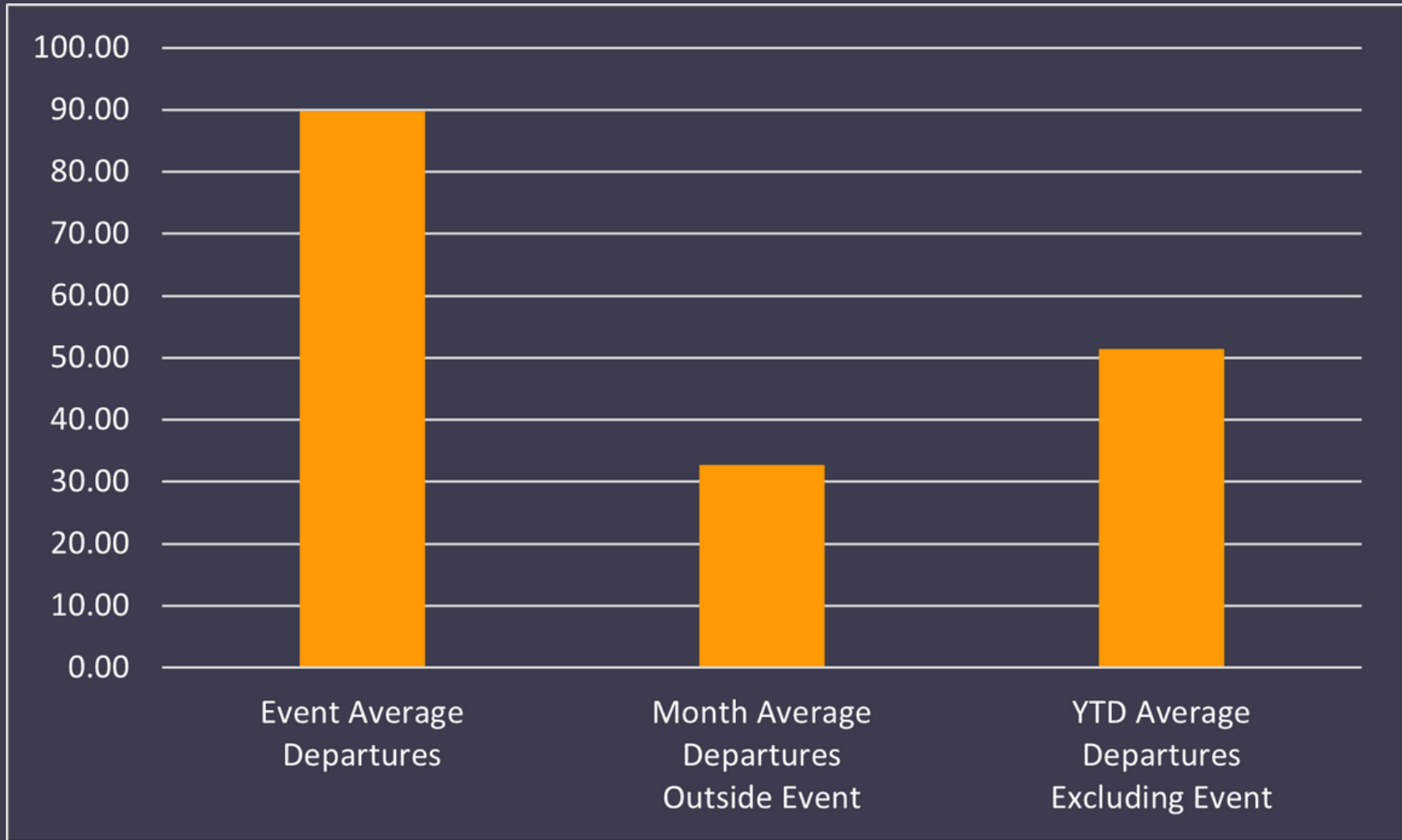
WWW.WINGX-ADVANCE.COM

2021 ALLEN & COMPANY SUN VALLEY CONFERENCE

WINGX recorded 180 flights on July 6th prior to the Allen & Co. conference. Arrivals on July 6th were 462% higher than the daily month average.



WINGX considers the event period to be July 6th - July 10th. WINGX recorded an average of 90 daily flights during the event average. This is a 181% increase vs the daily average for the month and a 76% increase vs the YTD average.



TOP 10 AIRPORT PAIRS



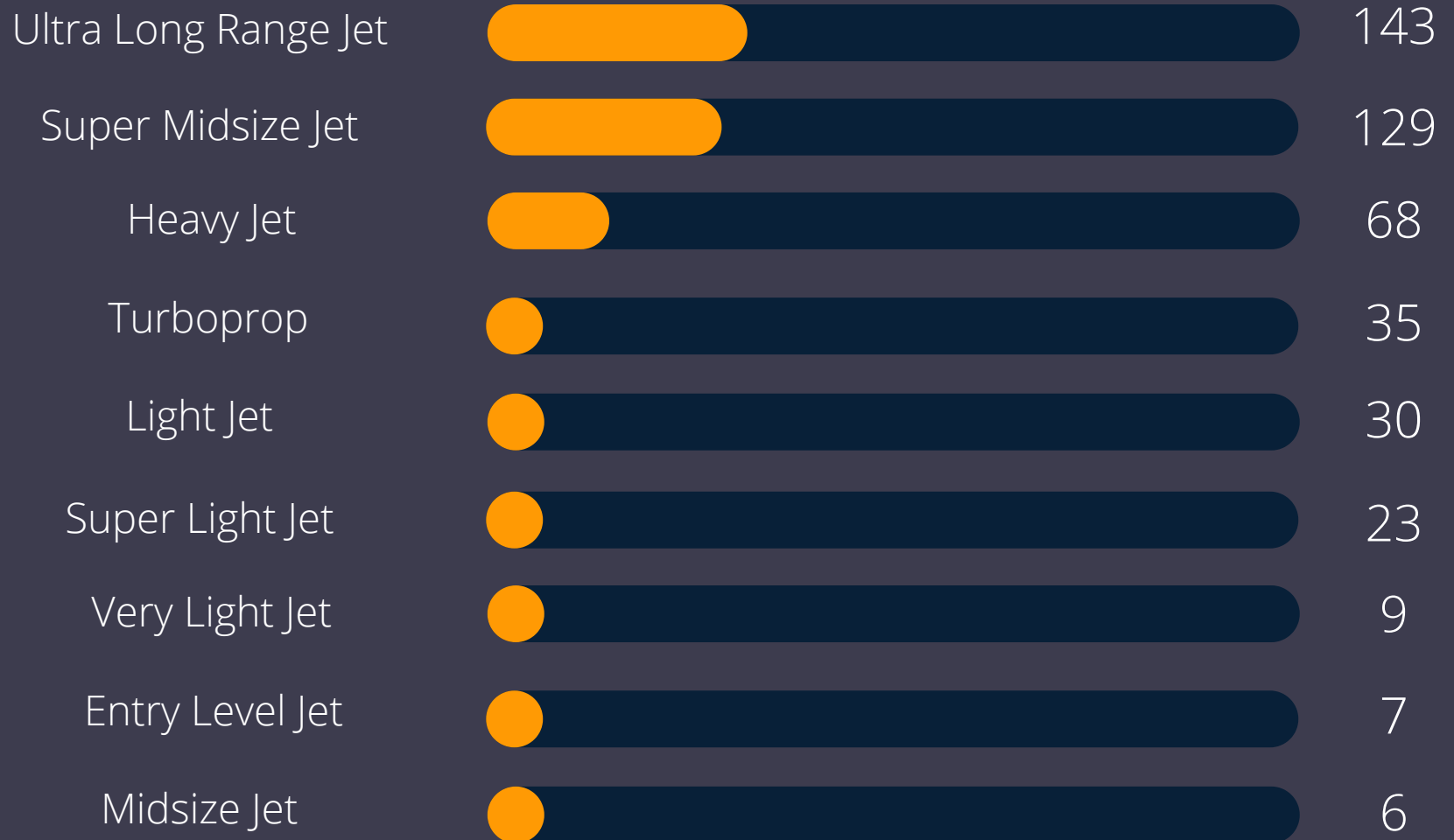
Flight Pair Code	Departure Airport	Number of Flights
KBFI-KSUN	KBFI / Boeing Field King County Intl	32
KSLC-KSUN	KSLC / Salt Lake City Intl.	27
KVNY-KSUN	KVNY / Van Nuys	23
KTWF-KSUN	KTWF / Joslin Field Magic Valley Regional	22
KBOI-KSUN	KBOI / Boise Air Terminal/Gowen Field	19
KTEB-KSUN	KTEB / Teterboro	14
KSJC-KSUN	KSJC / Norman Y. Mineta San Jose Intl.	14
KLAS-KSUN	KLAS / Las Vegas McCarran Intl.	13
KSFO-KSUN	KSFO / San Francisco Intl.	13
KAPA-KSUN	KAPA / Centennial	6

TOP 10 AIRCRAFT TYPES

Bombardier-Challenger 300 / 350		62 Departures
Gulfstream-G600/650		51 Departures
Gulfstream-GV/500/550		34 Departures
Cessna-Citation Latitude		27 Departures
Cessna-Citation Sovereign		14 Departures
Bombardier-Global Express/6000/6500		25 Departures
Gulfstream G300/350/400/450		20 Departures
Bombardier-Global 5000 / 5500		17 Departures
Bombardier-Challenger 600/601/604/605/650		23 Departures
Cessna-Citation X / 10		15 Departures



FLIGHTS BY AIRCRAFT SEGMENT



NOTES

Only Business Aviation, IFR (instrument flight rules) activity is considered, Piston & Helicopters are excluded.

Data taken from WINGX Tracker Dashboard - 12/07/2021. Event period is considered to be 06/07/21 - 10/07/21

If you wish to explore business aviation, scheduled aviation and cargo aviation trends for yourself please contact us or sign up for one of our dashboards - <https://wingx-advance.com/>

